



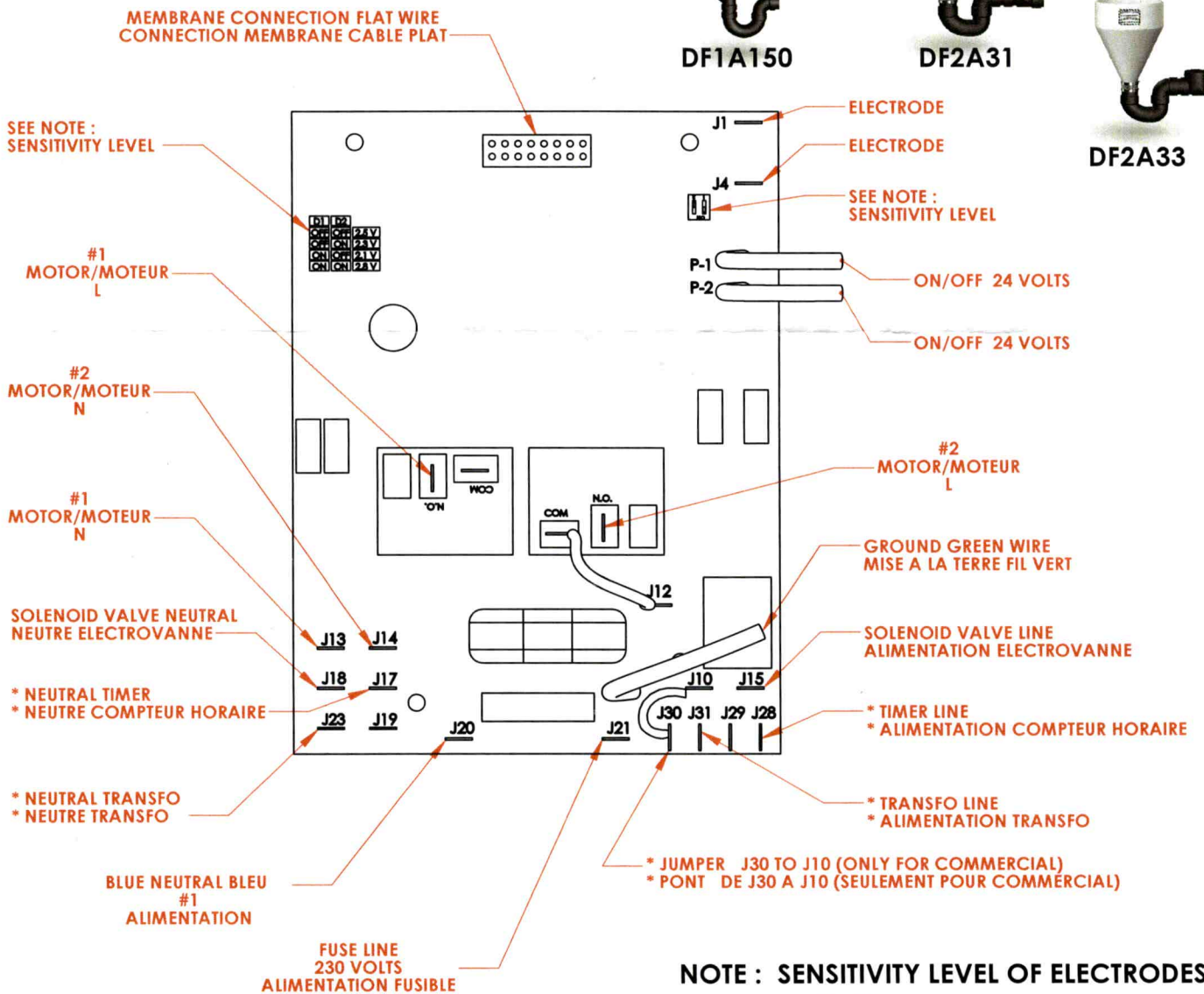

Tel 1-800-408-1448

Printed Circuit Board Diagramme Connection

CIRC-14 R4

DF1A150 , DF2A310
 *DF2A31 , *DF2A30N, *DF2A33N

230 VOLTS



NOTE :

*** MODELE COMMERCIAL DF2A31 , DF2A30N, DF2A33N**

REVISION : 2013 JUNE 12

NOTE : SENSITIVITY LEVEL OF ELECTRODES

	D1	D2		
	OFF	OFF	2.5V	MEDIUM HIGH SENSITIVITY
	OFF	ON	2.3V	MEDIUM LOW SENSITIVITY
	ON	OFF	2.1V	LOW SENSITIVITY
	ON	ON	2.8V	HIGH SENSITIVITY

DIP-SWITCH POSSIBLE COMBINATIONS




Printed Circuit Board Diagramme Connection

CIRC-14 R4

DV1A150 , DV2A310
*DV2A31 , *DV2A30N, *DV2A33N

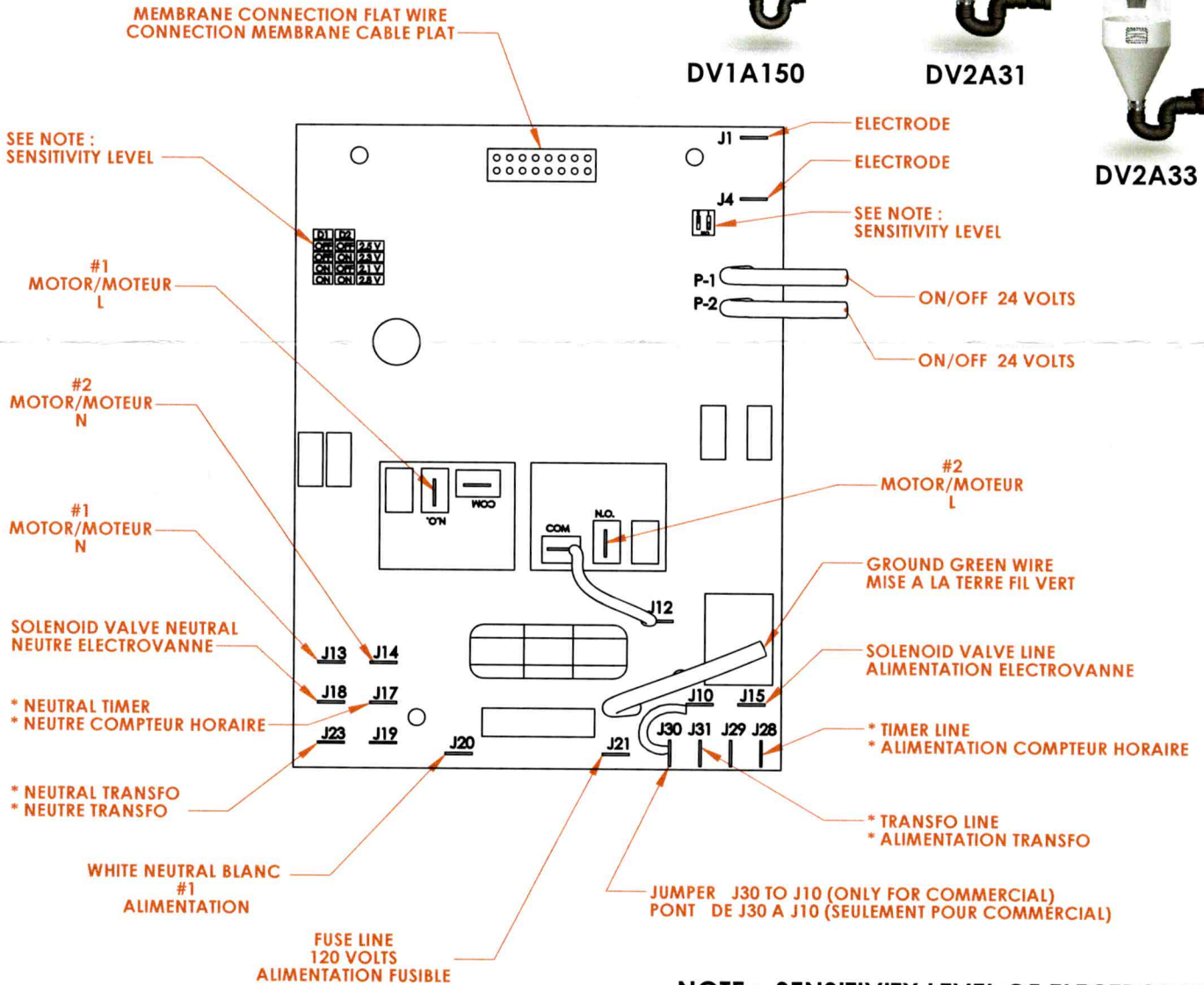
120 VOLTS



DV1A150

DV2A31

DV2A33



NOTE :

* MODELE COMMERCIAL
DV2A31 , DV2A30N, DV2A33N

REVISION : 2013 JUNE 12

NOTE : SENSITIVITY LEVEL OF ELECTRODES

DIP-SWITCH		POSSIBLE COMBINATIONS	
		D1	D2
OFF	OFF	2.5V	MEDIUM HIGH SENSITIVITY
OFF	ON	2.3V	MEDIUM LOW SENSITIVITY
ON	OFF	2.1V	LOW SENSITIVITY
ON	ON	2.8V	HIGH SENSITIVITY

DIP-SWITCH POSSIBLE COMBINATIONS